



## Features

- Built-in Web Server for IF-THEN-ELSE rule setting
- Built-in IF-THEN-ELSE rule engine for logic operation
- No more programming. Just click and get done!
- Support IO, Counter, Timer, Email operations
- Modbus/TCP Protocol for SCADA Software Seamless Integration
- IEEE 802.3af-compliant Power over Ethernet (PoE)
- 10/100 Base-TX Ethernet
- Support Current Input, Voltage Input and Thermocouple Input
- Over Voltage Protection is up to 240 Vrms
- 4-channel Digital Outputs
- 2-way Isolation/ESD Protection



## Introduction

WISE (Web Inside, Smart Engine) is a product series developed by ICP DAS that functions as control units for use in remote logic control and monitoring in various industrial applications. WISE offers a user-friendly and intuitive web site interface that allows users to implement IF-THEN-ELSE control logic on controllers just a few clicks away; no programming is required. With its powerful and easy-to-use features, it will minimize the learning curve, shorten time to market and dramatically reduce the labor and cost spent on system development.

WISE-7119 follows IEEE 802.3af-compliant (classification, Class 1) Power over Ethernet (PoE) specification. It allows receiving power from PoE enabled network by Ethernet pairs (Category 5 Ethernet cable). This feature provides greater flexibility and higher efficiency therefore simplifying systems design, saving space, reducing cables and eliminating the requirement for dedicated electrical outlets. Meanwhile, in case under a non-PoE environment, WISE-7119 will still be able to receive power from auxiliary power sources like AC adapters or battery, etc.

This multi-function module WISE-7119 supports Modbus/TCP protocol to make seamless integration with SCADA software available. It features 16-bit, 8-channel differential analog inputs and 4-channel digital outputs. Each analog channel is allowed to configure an individual range and has 240 Vrms high over voltage protection.

## Applications

Building Automation, Factory Automation, Machine Automation, Remote Maintenance, Remote Diagnosis, Testing Equipment, etc.

## System Specifications

### I/O Specifications

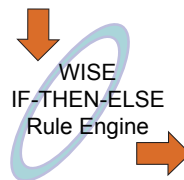
Analog Input	
Input Channels	8 (Differential)
Input Type (jumper selectable)	+/-15 mV, +/-50 mV, +/-100 mV, +/-150 mV, +/-500 mV, +/-1 V, +/-5 V, +/-10 V
	+/-20 mA, 0 ~ 20 mA, 4 ~ 20 mA
	Thermocouple (J, K, T, E, R, S, B, N, C, L, M, LDIN43710)
Resolution	16-bit
Sampling Rate	10 Sample/Sec. (Total)
Accuracy	+/-0.1% or better
Zero Drift	+/-10 $\mu$ V/°C
Span Drift	+/-25 ppm/°C
Overvoltage Protection	240 Vrms
Input Impedance	Voltage >1 M $\Omega$
	Current 125 $\Omega$
Common Mode Rejection	86 dB Min.
Normal Mode Rejection	100 dB
Individual Channel Configuration	Yes
Open Wire Detection	Yes
Digital Output	
Output Channels	4
Output Type	Isolated Open Collector (Sink)
Max. Load Current	700 mA/Channel
Load Voltage	+5 V <sub>dc</sub> ~ +50 V <sub>dc</sub>
Overvoltage Protection	60 V <sub>dc</sub>
Overload Protection	1.4 A
Short-circuit Protection	Yes

System	
CPU	16-bit CPU
SRAM	512KB
Flash Memory	512KB
EEPROM	16KB
Watchdog	Yes
Communication	
PoE Ethernet Port	10/100 Base-TX and automatic MDI/MDI-X
2-Way Isolation	
I/O	2500 V <sub>dc</sub>
EMS Protection	
ESD (IEC 61000-4-2)	$\pm$ 4 kV Contact for each terminal and $\pm$ 8 kV Air for random point
EFT (IEC 61000-4-4)	$\pm$ 4 kV for Power Line
LED Indicators	
PoE Power	PoE On
L1	System Running
L2	Ethernet Link/Act
L3	Ethernet 10/100 M Speed
Power Requirements	
Reverse Polarity Protection	Yes
Powered from Terminal Block	Yes, 12 ~ 48 V <sub>dc</sub>
Powered from PoE	Yes, IEEE 802.3af, Class1
Consumption	3.4 W
Mechanical	
Dimensions (W x L x D)	72 mm x 123 mm x 35 mm
Installation	DIN-Rail or Wall mounting
Environment	
Operating Temperature	-25 °C ~ +75 °C
Storage Temperature	-30 °C ~ +80 °C
Humidity	10 ~ 90% RH, non-condensing

## Software Specifications

Functions	
Rule Configuration Website	Access Web server on WISE controllers to edit and upload logic rules through web browser.
36 IF-THEN-ELSE Logic Rules	3 IF conditions with AND or OR operators 3 THEN actions and 3 ELSE actions
48 Internal Registers	Hold temporary variables and read/write data via Modbus/TCP address.
12 Timers	Delay / Timing functions.
12 Emails	Send Email messages to pre-set Email receivers.
12 CGI Commands	Send pre-set CGI commands.
12 Recipes	Set up THEN/ELSE action groups.
8 P2P remote modules	Set up the connection information for the remote WISE modules.
Modbus/TCP Protocol	Real time control and monitoring I/O channels and system status of controllers via SCADA software.

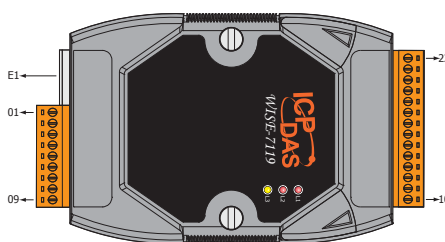
IF Conditions	
AI Channel	=, >, <, >=, <= (value)
Internal Register	=, >, <, >=, <= (value), Change
DO Counter	=, >, <, >=, <= (value), Change
Timer	Timeout, Not Timeout
P2P	DI, AI, DI counter, DO counter, IR
Rule Status	Enable, Disable



THEN / ELSE Actions	
DO Channel	ON, OFF, Pulse Output
Internal Register	Change the value
DO Counter	Reset
Timer	Start, Reset
Email	Send
CGI Commands	Send
Recipe	Execute
P2P	DO(On/Off), AO, IR
Rule Status	Enable, Disable

## Pin Assignments

Terminal No.	Pin Assignment
E1	RJ-45
01	Vin7+
02	Vin7-
03	DO0
04	DO1
05	DO2
06	DO3
07	ISO.GND
08	(R)+Vs
09	(B)GND

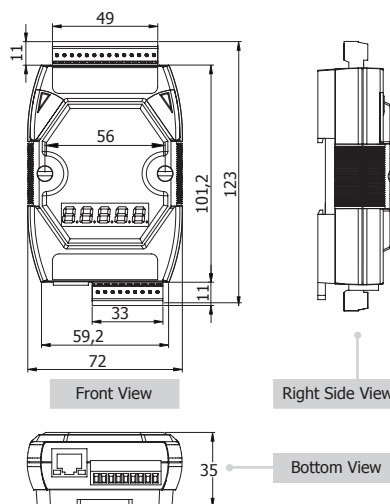


Terminal No.	Pin Assignment
23	Vin6-
22	Vin6+
21	Vin5-
20	Vin5+
19	Vin4-
18	Vin4+
17	Vin3-
16	Vin3+
15	Vin2-
14	Vin2+
13	Vin1-
12	Vin1+
11	Vin0-
10	Vin0+

## Wire Connections

Thermocouple Input	
Voltage Input	
Current Input	
Digital Output	
ON State Readback as 1	
OFF State Readback as 0	

## Dimensions (Unit:mm)



## Ordering Information

<b>WISE-7119 CR</b>	8-channel Universal Input with High Voltage Protection and 4-channel Isolated Output PoE Module (RoHS)
---------------------	--

## Accessories

<b>GPSU06U-6</b>	24V/0.25A, 6 W Power Supply
<b>MDR-20-24</b>	24V/1A, 24 W Power Supply with DIN-Rail Mounting
<b>NS-205 CR</b>	Unmanaged 5-Port Industrial Ethernet Switch (RoHS)
<b>NS-205PSE CR</b>	Unmanaged 5-Port Industrial PoE Ethernet Switch (RoHS)